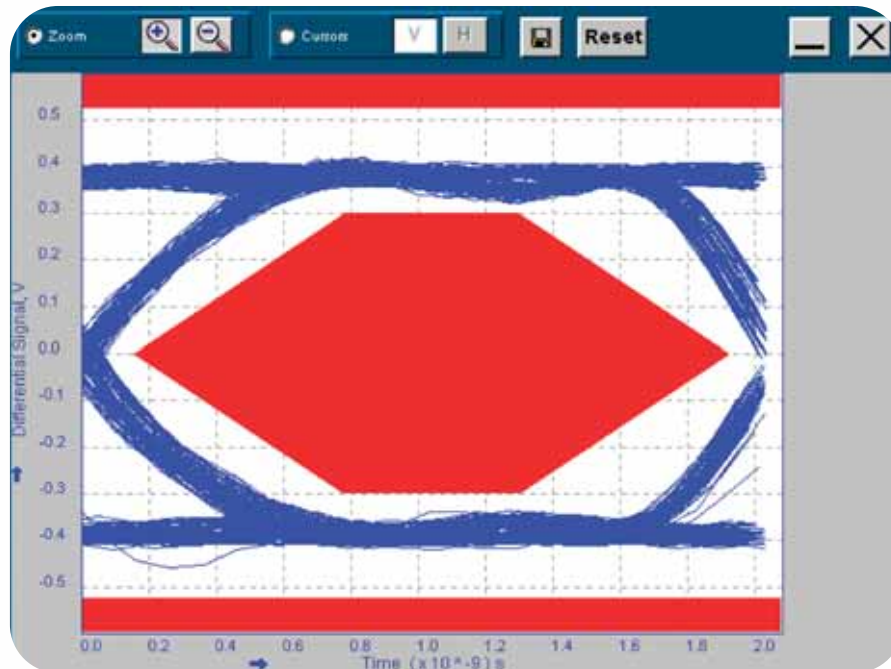


Universal Serial Bus (USB2.0) Compliance Test Package

► TDSUSB2



USB2.0 Physical Layer Verification and Compliance Test Package

Engineers involved in design, characterization and validation of USB2.0 devices face daily pressures to speed new products to the marketplace. USB2.0 designers need tools to properly characterize their designs and verify compliance to industry standards. Characterization of these electrical signals includes mask testing as well as parametric testing, up to 480 Mbps. TDSUSB2 eliminates the tedium of manually setting up the oscilloscope by providing predefined oscilloscope setups for various tests. Users can quickly perform all USB-IF recommended tests, such as eye diagram and parametric testing for low-speed, full-speed and high-speed hosts, devices and hubs. The comprehensive test fixture supports a wide range of tests.

Quick Pass/Fail tests substantiated with results make the TDSUSB2 application the preferred solution for USB2.0 physical layer validation. In-depth analysis is possible with the statistical information about the tests performed. The user-defined measurement limits also help to perform tolerance testing on a design. TDSUSB2 comes on a CD and can be easily installed by the user. After installation, the application is accessible from File--> Run Application in the menu bar of the TDS/CSA7000B, DPO7000, TDS6000 or TDS5000B Series oscilloscopes.

► Features & Benefits

Fully Compliant with USB-IF Tests for USB2.0 Compliance Testing

Automated Eye Diagram Analysis Verifies Signal Quality

Automated Oscilloscope Setups for Various Tests Eliminate Time-consuming Manual Setups

Comprehensive Test Fixture Enables Quick Setup for a Wide Range of Tests

High Speed Tests: Signal Quality, Receiver Sensitivity, Chirp, Reset, Resume, Suspend, Packet Parameter and Monotonicity Test

Automatic Rise and Fall Time Measurements Increase Test Throughput

Automatic Deskew for Accurate Measurements

Online Help Fully Documents Test Procedures

User Configurable Report Formats For Customization

User-configurable Measurement Limits For Tolerance Testing


► Applications

USB2.0 Physical Layer Verification and Compliance Testing

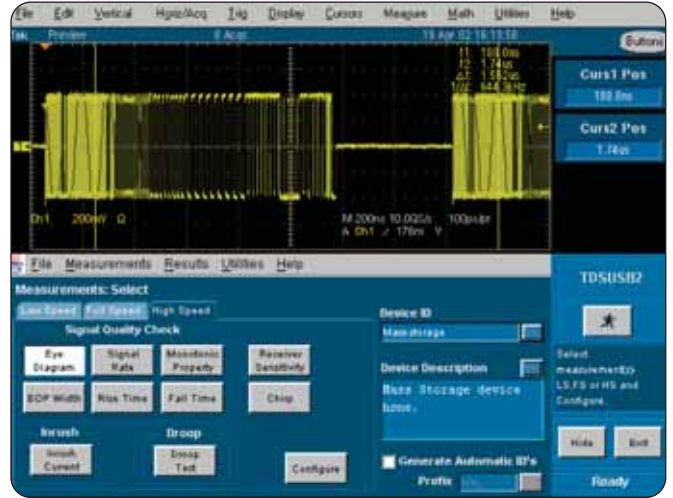
Characterize the Quality of USB2.0 Designs

Universal Serial Bus (USB2.0) Compliance Test Package

► TDSUSB2



► USB2.0 Compliance Test Fixture (TDSUSBF).



► Measurement Select and Results menu for the Signal Integrity test.

Compliance Test Fixture

A comprehensive compliance test fixture provides a probing solution for the Signal Quality test, Inrush Current check, Drop and Droop test, Receiver Sensitivity and Impedance Measurement test.

Connectors are available for the data generator and TDS8200 sampling oscilloscope with TDR module. The test fixture is an accessory of TDSUSB2, and is ordered separately.

Characteristics

Specifications

TDSUSB2 Tests – Host, hubs and devices.

Signal Quality Test –

Eye diagram test, jitter (JK, KJ and consecutive), cross over voltage range, signal rate, end of packet width, rise time, fall time.

High Speed Tests –

Receiver sensitivity, chirp, reset, resume, suspend, packet parameter and monotonicity test.

Inrush Current Check –

Coulombs and capacitance readout.

Droop Test –

Volts readout.

Speed Selection –

Low-speed (LS), full-speed (FS) and high-speed (HS).

Signal Direction –

Upstream and downstream.

Test Point Selection –

Near end and far end.

Report Generation Format –

Plugfest, user specific and Tektronix format.

Tektronix Digital Oscilloscopes Required

For High-speed –

TDS/CSA7404B, TDS7254B, DPO7254 and all TDS6000 Series.

For Low-speed and Full-speed –

All TDS/CSA7000B, DPO7000 and TDS6000 Series, TDS5034B, TDS5054B and TDS5104B oscilloscopes.

USB2.0 Complete Solution

The following components make up the complete USB2.0 testing solution for the physical layer measurements and compliance testing.

► Ordering Information

► TDSUSB2

	For New TDS5000B ¹ , TDS6000, TDS/CSA7000B, DPO7000 Series Instrument Orders	As an Upgrade to Existing TDS5000B ¹ , TDS6000, TDS/CSA7000B, DPO7000 Series Instrument Orders
For Test Fixture ONLY	TDSUSBF	TDSUSBF
For Test Software ONLY	Opt. USB	TDS5B/6B/7BUP; CSA7BUP; DPO7UP; Opt. USB
For Software AND Hardware	Opts. USB and TDSUSBF	Opts. USB and TDSUSBF

System Requirements

For TDSUSB2 Software Running on Windows-based Oscilloscopes – Runs on the TDS5000B¹, TDS6000, TDS/CSA7000B and DPO7000 Series oscilloscopes.

TDSUSB2 Recommended Accessories

DTG5274 or DTG5078 – Data Generator main-frame and a DTGM 21 output module.

AWG600 or AWG700 Series – Arbitrary Waveform Generator (Receiver Sensitivity and Squelch test).

TDSUSBF – USB2.0 test fixture. Ordered separately from TDSUSB.

Recommended Probes

Voltage Probes

P6248 – High Bandwidth Differential Probes².

P6245 – High Bandwidth Single-ended Active Probes.

Active Probes

TCP202 – Current Probes (Inrush measurement).

For DPO7000 Series

- P6248 requires TPA-BNC Adapter
- TAP1500 or P6245, with TPA-BNC Adapter
- TCP0030 or TCP202, with TPA-BNC Adapter

TDR

TDS8200B – Sampling Oscilloscope with 80E04 TDR Sampling Module (Impedance Measurement Test).

¹ TDS5000 Series – Opt. USB is not available for 2-channel oscilloscope models.

² The P6248 probe is approved for compliance testing; higher performance differential probes may be used for design applications.

Universal Serial Bus (USB2.0) Compliance Test Package

► TDSUSB2

Contact Tektronix:

ASEAN / Australasia / Pakistan (65) 6356 3900
Austria +41 52 675 3777
Balkan, Israel, South Africa and other ISE Countries +41 52 675 3777
Belgium 07 81 60166
Brazil & South America 55 (11) 3741-8360
Canada 1 (800) 661-5625
Central East Europe, Ukraine and the Baltics +41 52 675 3777
Central Europe & Greece +41 52 675 3777
Denmark +45 80 88 1401
Finland +41 52 675 3777
France & North Africa +33 (0) 1 69 86 81 81
Germany +49 (221) 94 77 400
Hong Kong (852) 2585-6688
India (91) 80-22275577
Italy +39 (02) 25086 1
Japan 81 (3) 6714-3010
Luxembourg +44 (0) 1344 392400
Mexico, Central America & Caribbean 52 (55) 56666-333
Middle East, Asia and North Africa +41 52 675 3777
The Netherlands 090 02 021797
Norway 800 16098
People's Republic of China 86 (10) 6235 1230
Poland +41 52 675 3777
Portugal 80 08 12370
Republic of Korea 82 (2) 528-5299
Russia & CIS 7 095 775 1064
South Africa +27 11 254 8360
Spain (+34) 901 988 054
Sweden 020 08 80371
Switzerland +41 52 675 3777
Taiwan 886 (2) 2722-9622
United Kingdom & Eire +44 (0) 1344 392400
USA 1 (800) 426-2200
For other areas contact Tektronix, Inc. at: 1 (503) 627-7111
Updated 15 June 2005

Our most up-to-date product information is available at:
www.tektronix.com



Copyright © 2005, Tektronix. All rights reserved. Tektronix products are covered by U.S. and foreign patents, issued and pending. Information in this publication supersedes that in all previously published material. Specification and price change privileges reserved. TEKTRONIX and TEK are registered trademarks of Tektronix, Inc. All other trade names referenced are the service marks, trademarks or registered trademarks of their respective companies.

12/05 HB/WOW

61W-14858-6

Tektronix
Enabling Innovation

